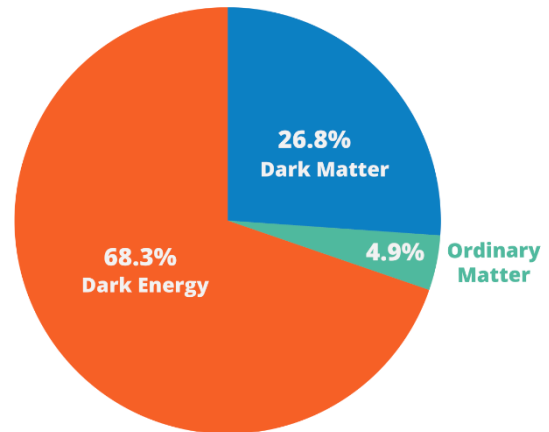


# ULTRALIGHT DARK MATTER ELUDES DETECTION

Dark matter makes up 85% of the total matter in the Universe, but it is completely invisible to us. And yet, we can measure its effects on a variety of celestial objects: it roams around each galaxy and prevents stars from flying out of their orbits, it changes the directions of light rays from far-away galaxies, it guides the formation of the large-scale structures of the Universe, and it has even left imprints in the [cosmic microwave background](#), the farthest and oldest photograph of the Universe, taken when it was only a few hundred thousand years old.

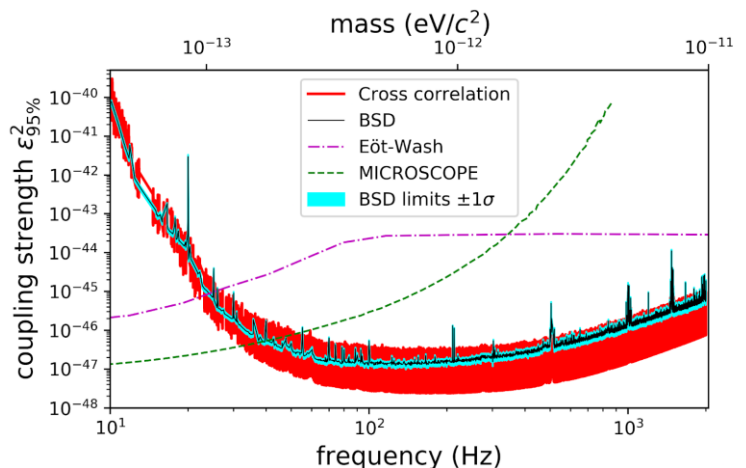
[LIGO](#), [Virgo](#), and [KAGRA](#) were designed to search for gravitational waves from merging black holes and neutron stars, asymmetrically rotating [pulsars](#), stars exploding, and combinations of all of these sources. But, these detectors are so sensitive that they could also observe dark matter that interacts directly with them. Here, we search for a specific type of dark matter, dark photons, that could have a mass that is twenty orders of magnitude smaller than the electron mass. On earth, these particles would be moving with around 300 km/s, and there would be so many of them,  $O(10^{50})$ , that they would interact with protons and neutrons, or just neutrons, in the detector's mirrors, and cause a time-dependent, oscillatory force on the mirrors. The mirrors are in different locations relative to the incoming dark photons, and are separated by three or four kilometers; thus, each mirror will move in a slightly different way and imprint a signal



*Figure 1: The estimated current matter and energy content of the Universe. The dominant contribution overall comes from so-called ‘dark energy’, which is driving the accelerated expansion of the Universe. The remaining contribution, of about one third, comes from dark matter and ordinary matter (i.e. atoms) with dark matter comprising about 85% of the total matter content. (Image credit: ATLAS Experiment, CERN)*

## FIGURES FROM THE PUBLICATION

For more information on these figures and how they were produced, read the freely available [preprint](#).



*Figure 2 (Figure 3 in the [paper](#)): Upper limits on the strength of the coupling of dark photons to the mirrors in the interferometers, as a function of signal frequency. (While the search also used data from the Virgo detector, these upper limits are for just the two LIGO detectors.) Coupling strengths above the red and black/blue lines have been ruled out by this study: the lower the limit, the more constraining our searches are. We have used two methods (called the “cross correlation” and “BSD” methods) to search for dark photon dark matter, which have provided consistent results. These limits are a factor of 10-100 better than those from other dark matter experiments (MICROSCOPE and Eot-Wash) at many frequencies. The dark photon coupling strength is expressed in terms of a fraction of the electromagnetic coupling.*

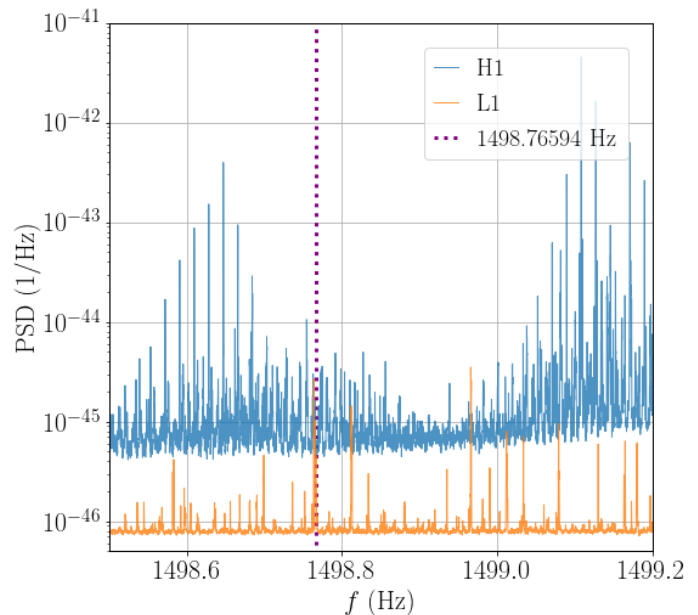
The signal will be at approximately one frequency because the mass of each dark photon particle is fixed. Dark matter is also always flowing through the detectors, which means that dark photons are constantly interacting with the particles in the mirrors. Therefore, the signal is continuous, always on, and at an almost fixed tone. In practice, the signal's frequency shifts by a very small amount randomly over time because each dark photon is travelling at a different speed when it interacts with the detector.

Our work uses data from the third [observing run](#) of Advanced LIGO and Advanced Virgo to determine if and with what strength dark photons could [couple](#) to the interferometers. Although we have not detected a signal, we can place [upper limits](#) on this coupling as a function of the possible mass of the dark photon. In this analysis, the coupling of dark photons to interferometric gravitational-wave detectors has been measured to be no bigger than one part in  $10^{40}$  of the [electromagnetic coupling](#) for all ultralight masses we considered, even as low as one part in  $10^{47}$  at some masses! Our constraints are about 10–100 times better than those obtained with some experiments that were designed to search specifically for dark matter. Our measurements of the coupling of dark photons to LIGO and Virgo give us insight into how dark matter influences the present Universe and how it could have formed.

## FIND OUT MORE:

Visit our websites: [www.ligo.org](http://www.ligo.org), [www.virgo-gw.eu](http://www.virgo-gw.eu), [gwcenter.icrr.u-tokyo.ac.jp/en/](http://gwcenter.icrr.u-tokyo.ac.jp/en/)

Read a free preprint of the full scientific article [here](#).



*Figure 3 (Figure 2 in the [paper](#)): Our search initially found some apparent candidate signals, but they were all confidently discarded because they were due to instrumental noise artifacts. As an example, this figure shows a measure of data quality (the [power spectral density](#)) from the two LIGO detectors, with clear periodic structures in the Hanford detector ("H1") and a narrow peak in the Livingston detector ("L1"), both coming from known instrumental issues. These caused the apparent signal candidate found at the frequency indicated with the vertical line, which hence was excluded as a dark matter signal.*

## Visit our websites:

[www.ligo.org](http://www.ligo.org)

[www.virgo-gw.eu](http://www.virgo-gw.eu)

[gwcenter.icrr.u-tokyo.ac.jp/en/](http://gwcenter.icrr.u-tokyo.ac.jp/en/)



## GLOSSARY

**LIGO:** The Laser Interferometric Gravitational-Wave Observatory (LIGO) is a US-based pair of gravitational-wave detectors. One is situated near Livingston, Louisiana, and the other near Hanford, Washington. Both detectors are large-scale laser interferometers, with two perpendicular 4-km long arms, that attempt to measure any changes in the relative arm length caused by a passing gravitational wave.

**Virgo:** A gravitational-wave detector situated near Pisa, Italy. It is also a laser interferometer, but with 3-km long arms.

**KAGRA:** An underground gravitational-wave detector situated near Toyama, Japan. It is also a laser interferometer, but with 3-km long arms, and cryogenically cooled mirrors.

**Sensitivity:** A description of a detector's ability to detect a signal. Detectors with lower noise level are able to detect weaker signals and therefore are said to have higher (or greater) sensitivity.

**Observing run:** A period in which gravitational-wave detectors are taking data.

**Upper limit:** a statement about the maximum value some quantity can have while still being consistent with the data. Here, we use the concept to place constraints on the dark photon mass at different frequencies. We use a 95% degree-of-belief limit, i.e. given the data there is a 95% probability that the quantity is below this limit.

**Coupling:** when one particle interacts with others in a specific way.

**Electromagnetic coupling:** the strength of interaction between charged particles.

**Pulsars:** spinning, dead stars composed primarily of neutrons; they are great clocks because they rotate rapidly and beam light at us at very regular intervals, like a lighthouse.